



### FEATURES

- S models are ironers that dry and irons only, without any folding devices
- 
- Roll dimensions: working width 2m60 and 3m30, diameter 800 mm.
- Frequency inverter.
- Feeding and ironing by Nomex quality belts.
- Panels in white painted steel.
- Polished steel roll, with finger guard.
- Touch screen control: programs can be created with speed control between 3 and 18 m/min and temperature.
- Electric, gas or steam heating.
- Powerful exhaust System.
- Compressed air connexion required: pressure 6,5 bar
- Two versions for gas heated models: -
  - gas with atmospheric burners
  - gas with radiant burners25 % gas consumption savings and 25 % more production

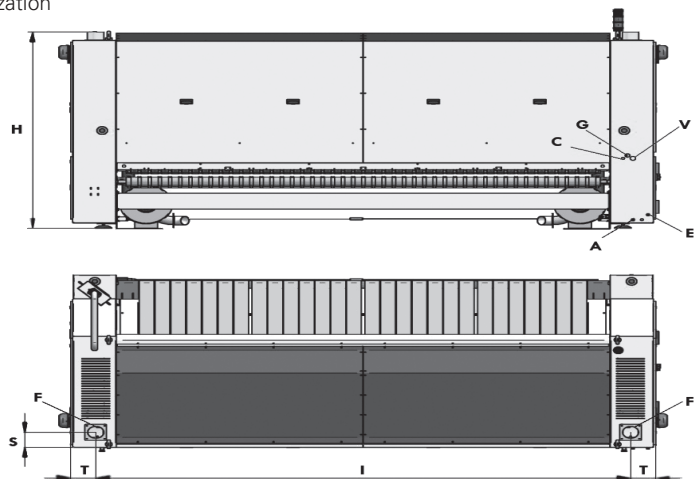
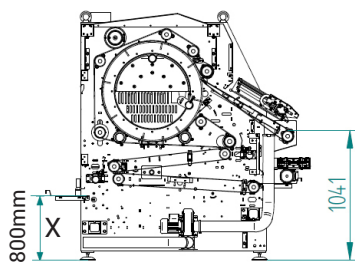

### OPTIONS

- 1 lane automatic clamp feeder with vacuum table
- Vacuum table
- Rear exit with by-pass standard height 800mm
- Motorized rear exit, height 870 mm
- Small pieces 2 lanes back collector
- Small pieces 4 lanes back collector
- Different voltage from 400V III + N 50Hz
- Maritime packing



TECHNICAL DATA	UNIT	S800-2600	S800-3300
<b>GENERAL DATA</b>			
Theoretical production humidity*	Kg	140-175*	180-220*
Ø Roll	mm	800	800
Working width	mm	2.600	3.300
Height floor-feeding	mm	970	1.050
Working speed	mt/min	3-13	3-13
Control type	-	Digital	Digital
N° of programs	N°	20	20
<b>POWER</b>			
Electric heating	kW	72	72
Max. electric power electric heating	kW	74,2	74,2
Gas heating (natural / LPG)	kW	86,95 / 91,70	124,70 / 124,10
Max. electric power gas heating	kW	2,2	2,2
Steam heating	kW	85	110
Max. electric power steam heating	kW	2,2	2,2
<b>CONNECTIONS</b>			
Ø Gas inlet	BSP	1"	1"
Ø Steam inlet (12 bar max.)	BSP	1"	1"
Ø Condensed (steam models)	BSP	1/2"	1/2"
Ø Air inlet	mm	12	12
<b>DIMENSIONS / PACKAGING DIMENSIONS</b>			
Net width / gross width	mm	3.790 / 3.900	4.480 / 4.600
Net depth / gross depth	mm	1.770 / 2.280	1.770 / 2.280
Net height / gross height	mm	2.200 / 2.140	2.200 / 2.140
Net weight / gross weight	Kg	2.350 / 2.700	2.550 / 3.050
Volume	m <sup>3</sup>	14,76 / 19,03	17,45 / 22,44
<b>OTHERS</b>			
No. Fume outlet	N°	2	2
Ø Fume outlet	mm	160	160
Extraction rate	m <sup>3</sup> /h	2 x 1.000	2 x 1.000
Compressed air consumption (6,5 bar)	NI/h	5.000	5.000
Sound Level	dB	70	70

\*50% residual moisture, 140gr / m2 of cotton,100% roll utilization



- A. Compressed air inlet
- C. Condensed discharge (steam models)
- E. Electric connection
- F. Fumes extraction
- G. Gas inlet
- V. Steam inlet

	H	I	T	S	A	C	E	F	G	V
S800-2600	1.966	3.242	186	152	Ø 12	1/2"	5 x 2,5	Ø 120	1"	1"
S800-3300	1.966	3.942	186	152	Ø 12	1/2"	5 x 2,5	Ø 120	1"	1"

