

COMPACT FLATWORK IRONERS

SPE - Ø600

FEATURES

SPE models are the most complete models that dry, iron and fully fold (length and cross) in 1 or 2 lanes. They can be equipped with a stacker as option: 2 models available.

- Roll dimensions: working width 2m60 and 3m30, diameter 600 mm.
- 1 or 2 working lanes : one lane for bedsheets and two lanes for tablecloth and small pieces.
- Length fold (1 or 2 folds) and crossfold (up to 3 folds).
- Folding by photocells and compressed air
- Two types of stacker, with possibility to program the number of stacked items. The stacker can be located on either side of the machine.
- Frequency inverter.
- Feeding and ironing by Nomex quality belts.
- Panels in white painted steel.
- Polished steel roll with fingers guard.
- Touch screen control: programs can be created with speed control between 3 and 18 m/min and temperature.

- Electric, gas or steam heating
- Powerful exhaust system
- Compressed air connexion required: pressure 6,5 bar

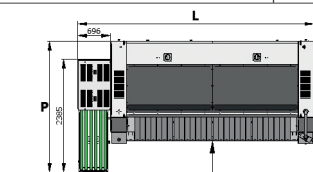
OPTIONS

- 1 lane automatic clamp feeder with vacuum table
- Vacuum table
- Rear exit with by-pass standard height 860mm
- Small pieces 2 lanes back collector + by-pass
- Small pieces 4 lanes back collector + by-pass
- Double air pressure in length folds for thicker linen
- Linen reject system
- Compact stacker (Roll-off): it can stack up to 5 tablecloth, 10 bedsheets
- Standard side stacker: it can stack up to 10- 15 tablecloth, 10 bedsheets
- Different voltage from 400V III + N 50Hz
- Remote service
- Maintenance kit for ironers

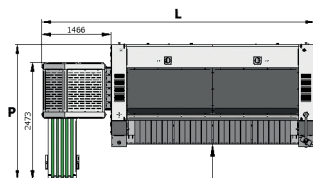


TECHNICAL DATA	UNIT.	SPE-260/60	SPE-330/60
GENERAL DATA			
Theoretical production humidity*	Kg/h	75-105*	110-140*
Ø Roll	mm	600	600
Working width	mm	2.600	3.300
Height floor-feeding	mm	1.050	1.050
Working speed	mt/min	1-12	1-12
Control type	-	Digital	Digital
Programmes	Nº	20	20
Side stacker	Nº	Opt	Opt
FOLDING			
1 lane- Primary fold	Nº	1-2	1-2
1 lane- Cross fold	Nº	1-2-3	1-2-3
2 lanes- Primary fold	Nº	1-2	1-2
2 lanes- Cross fold	Nº	1-2	1-2
POWER			
Heating power (electric model)	kW	54	54
Total electric power (electric model)	kW	57,1	57,1
Heating power (gas model)	kW	63,30 / 67,40	80,30 / 86,30
Total electric power (gas model)	kW	3,1	3,1
Heating power (steam model)	kW	55	75
Total electric power (steam model)	kW	3,1	3,1
CONNECTIONS			
Ø Gas inlet	BSP	1"	1"
Ø Steam inlet	BSP	1"	1"
Ø Condensed (Steam model)	BSP	1/2"	1/2"
Ø Air inlet	mm	12	12
DIMENSIONS / PACKAGING DIMENSIONS			
Width / Width	mm	3.740 / 3.900	4.440 / 4.600
Depth / Depth	mm	2.210 / 2.280	2.210 / 2.280
Height / Height	mm	2.040 / 1.970	2.040 / 1.970
Weight / Weight	Kg	2.686 / 3.050	3.080 / 3.680
Volume	m3	16,86 / 17,52	20,02 / 20,66
OTHERS			
No. Fume outlet	Nº	2	2
Ø Fume outlet	mm	120	120
Air flow	m3/h	2 x 1.000	2 x 1.000
Air Consumption (6,5 Bar)	Nl/h	15.000	15.000
Sound Level	dB	70	70

Compact Stacker
(roll-off)



Stacker

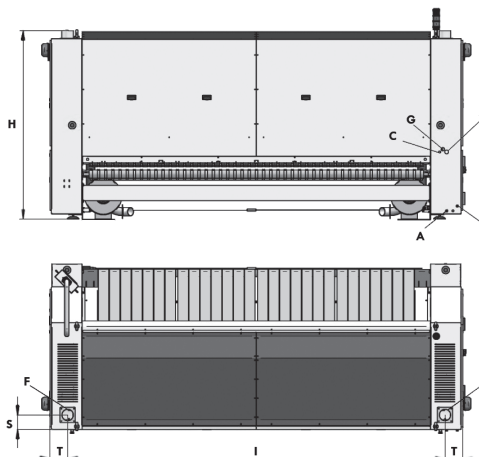


Compact Stacker

	L	P
SPE-260/60	4.425	2.385
SPE-330/60	5.125	2.385

Stacker

	L	P
SPE-260/60	5.105	2.476
SPE-330/60	5.805	2.476



*50% residual moisture, 140gr / m2 of cotton, 100% roll utilization

- A. Compressed air inlet
- C. Condensation discharge (steam models)
- E. Electrical connection
- F. Fumes extraction
- G. Gas inlet
- V. Steam inlet

	H	I	T	S	A	C	E	F	G	V	W
SPE-260/60 (mm)	1.867	1.196	1.208	478	Ø 12	1/2"	5G4	Ø 120	1"	1"	765
SPE-330/60 (mm)	1.867	1.896	1.208	478	Ø 12	1/2"	5G4	Ø 120	1"	1"	765

